

WINDCHART






This windchart is just a very rough guide to show which size is suitable for the different wind speed.

We recommend you learn to kite with a qualified instructor. Choose a smaller size kite if you are unsure of the wind speed. Always find a clear open area free of all obstacles with a clear laminar airflow.





































































This wind chart is only to be used as a point of reference. Actual use may vary based on your body weight, ability level, surface conditions, board size, and riding style. When choosing a kite size, always use your personal experience, common sense, and always check what other kites are using for size reference.

Choose safe weather conditions:

- Never learn to use this product in more than 10 knots of wind.
- We highly recommend you purchase a wind speed indicator to be able to measure wind speeds. Study the wind guide to understand wind speeds.
- Never use this product in high winds.
- Never use this product in thunderstorm and lightning conditions.
- Only use this product when you can remain in a standing position.
- Never use this product in wind conditions that are above your ability level.
- Never use this product near or on the water in offshore winds.

-  **BEGINNERS** SHOULD START KITING IN LIGHT WINDS ONLY
-  **ADVANCED** RIDERS ARE WELL POWERED UP
-  **EXPERTS** ARE PERFECTLY POWERED
-  **EXPERTS** FULLY POWERED BUT STILL GRINNING
-  **HEAVIER PROFESSIONALS** ONLY

FIXED BRIDLE FOILS >>

BEAUFORT SCALE		1	2	3	4	5	6	7	8
KNOTS		1-3	4-6	7-10	11-15	16-21	22-27	28-33	34-40
IMP >>	1								
	1.5								
IMP TRAINER >>	1.5								
	2.5								
	3.5								
IMP QUATTRO >>	1.0								
	1.5								
	2.5								
	3.5								
FLOW >>	2.0								
	3.0								
	4.0								
	5.0								
METHOD >>	2.3								
	3.0								
	4.0								
	5.0								
	6.5								
YAKUZA GT >>	2.5								
	3.0								
	3.7								
	4.5								
	5.5								
	6.8								
	8.3								
	10								
	12								
	14								
	17			