



to ensure the logo is perfect.



Now that the sail cloth has been stitched, it is checked and the Dacron leading edge and struts can be manufactured and attached.



STRUTS, BLADDERS AND LEADING EDGE MANUFACTURE

The inflation system is checked next before being sewn to the sail.

The sail is stitched to the leading edge and then the leading edge is closed down ready






to put in the bladders.

The bladders are cut by hand from the sheet material. Then they are sealed, the valves are added and left pumped up for four



hours to check for leaks before being put into the kites.



Once they have passed the test they are inserted into the kite and then pumped up and left for a further 24 hours on the factory floor before being shipped to the customer.


For more on custom kites visit www.ozonekites.com *ku*



CAPTION → The girls are big advocates of stretching off before any vigorous activity



CAPTION → The girls gave an interesting demo on timeless riding styles



CAPTION → Freestylin'



CAPTION → If we could see his face, this would be Iain's second worst effort at hiding the fact that this is one of the best days of his life



CAPTION → Googling Lucy Belle and Tarra White may throw up some interesting and very informative information