



## OZONE MEGATRON RETROFIT – DEPOWER FOILS

### Detaching your existing Chicken Loop system

1. First record the length of your current trim line. Then pull the chicken loop release handle.



2. Loosen the top larks head enough thread it right down through the hole in the bar and over the chicken loop system as shown.



## Attaching the Megatron – Using a Bowline Knot


1. Thread the loose end of beal up through the bar, and around the looped beal trim line above.



2. Make an over hand loop in the beal trim line (the rabbits hole) as shown below:




3. Now bring the loose end up through the hole (the rabbit hops out). Then thread the loose end around the back of the lower trim line (and goes around the tree...)



4. Then thread the beal back down the loop (and goes back down the hole).



5. Now ensure the trim length is as recorded at step one, as detailed below:



6. Now tighten up the knot. Put some electrical tape on the point where you intend to cut off the excess beal as shown below. Then cut the excess beal off using a sharp knife and you're done.

